



www.medicagainstviolence.co.uk



Lesson plan

www.medicagainstviolence.co.uk




Key messages	
It's not a good idea to carry or use a knife	1
It's not a good idea to hang about in gangs involved in violence	2
Walking away from trouble is always the best course of action	3

Remember most lessons are 50-55 mins long

When the bell goes the kids will start moving out of the room


www.medicagainstviolence.co.uk



1. Introduction (no more than 5-7 mins)

- Briefly introduce yourselves and say that you are from Medics against Violence
- Explain where you work and what you do
- If relevant touch on how violence is relevant to your work
- Briefly introduce the film and let the class know that you will all be having a discussion in groups when it is finished

www.medicagainstviolence.co.uk




2. Play the film (18 mins)

We will ensure that the appropriate AV equipment is available.

The film runs for 18 minutes


www.medicagainstviolence.co.uk



3. Moving the class around (5 mins)

Once the film has finished, organize the class into three groups. It is helpful if the teacher stays in the room to assist with this.


www.medicagainstviolence.co.uk



4. Group discussions (10 mins)

Give each group a task to discuss and let them have 10 minutes to complete this while you walk round and chat with them.


www.medicagainstviolence.co.uk



Suggested discussion points (pick 3 only)

1. Where in the body is the safest place to be stabbed?
2. How long would it take you to bleed to death if you had a knife injury involving a big vein or artery?
3. How long does it take an ambulance to come when you call one?
4. Can you think of the good and bad things about carrying a knife or other offensive weapon?
5. What are the good and bad things about being a member of a gang?
6. What sorts of things might you do to keep yourself safe and avoid getting into fights or getting injured when you are out?

www.medicagainstviolence.co.uk




5. Feedback from the class discussions (10 mins)

Ask someone from each group to provide their thoughts on the task they were given

Try to encourage them to discuss the point a bit further. Encourage as many pupils as possible to join in.

www.medicagainstviolence.co.uk




6. Bringing the discussion to a close (2 mins)

Quickly summarise the points that came out of the discussion and thank the class for taking part, ask if there are any questions.

Explain that they will be getting another visit from MAV in a few weeks and that in the meantime they will be given a task to do by their teacher which they will present to you at the second visit.

www.medicagainstviolence.co.uk



Evaluation

Evaluation questionnaires will be sent to the school in advance of your visit and will be returned to us by the school